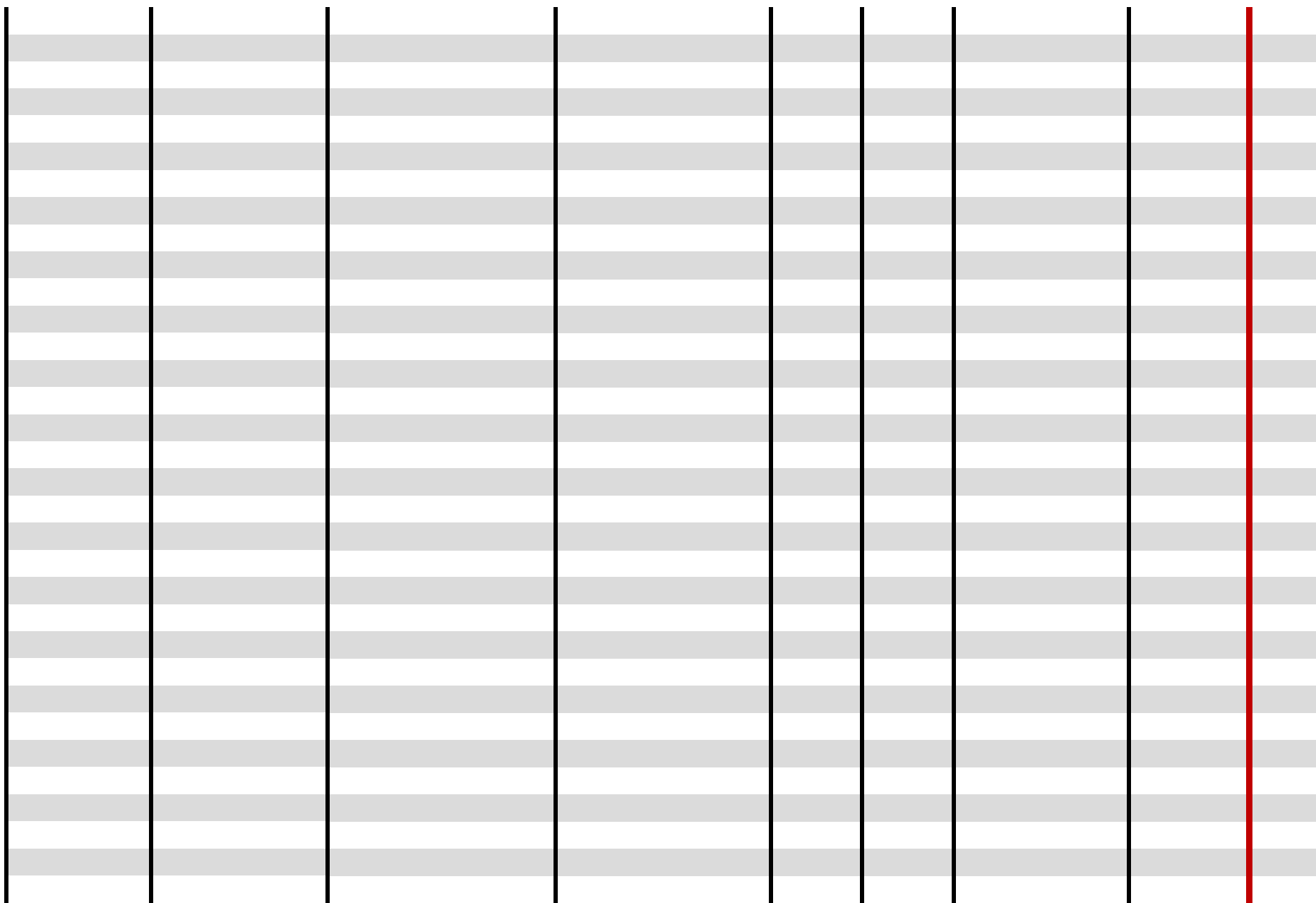
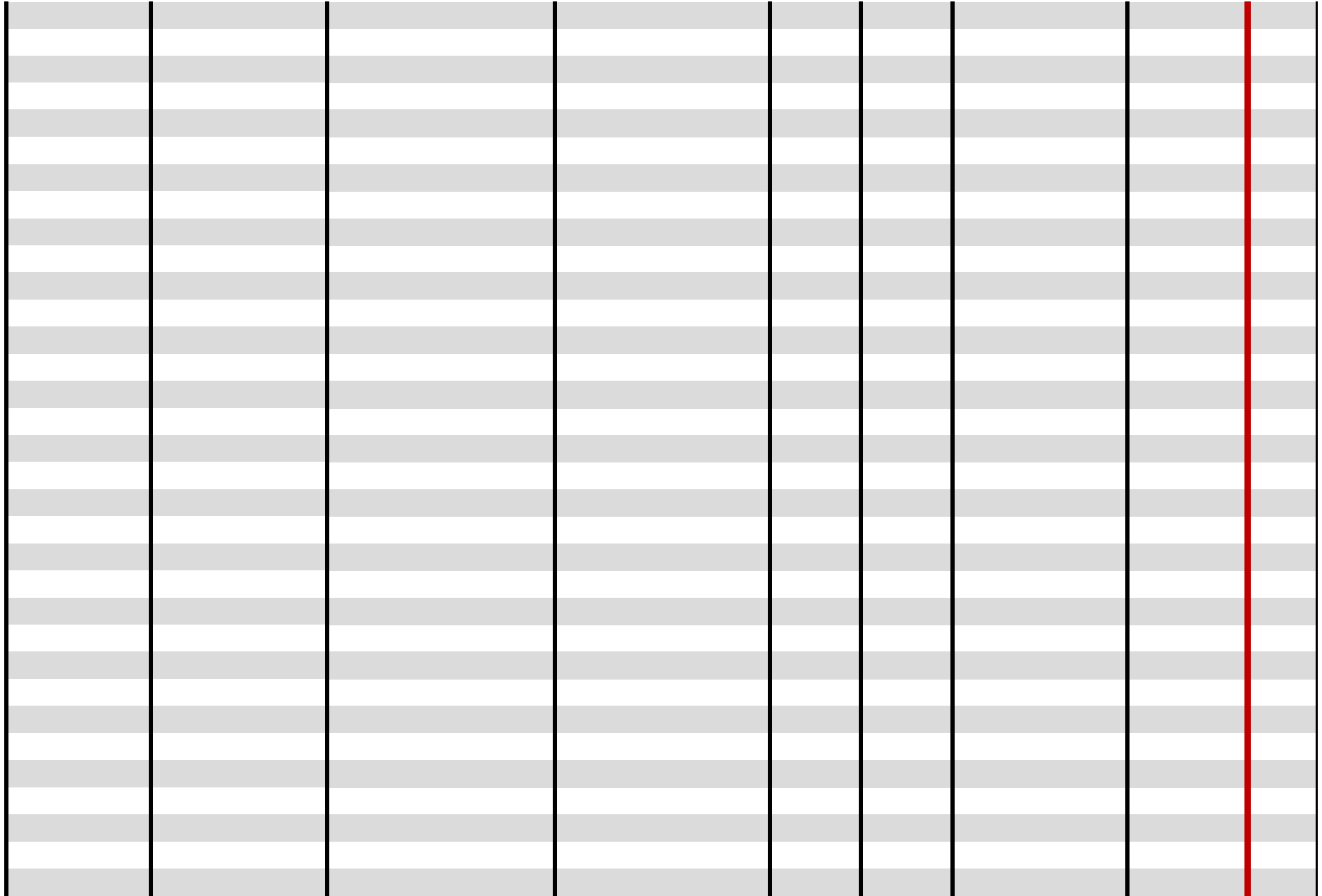


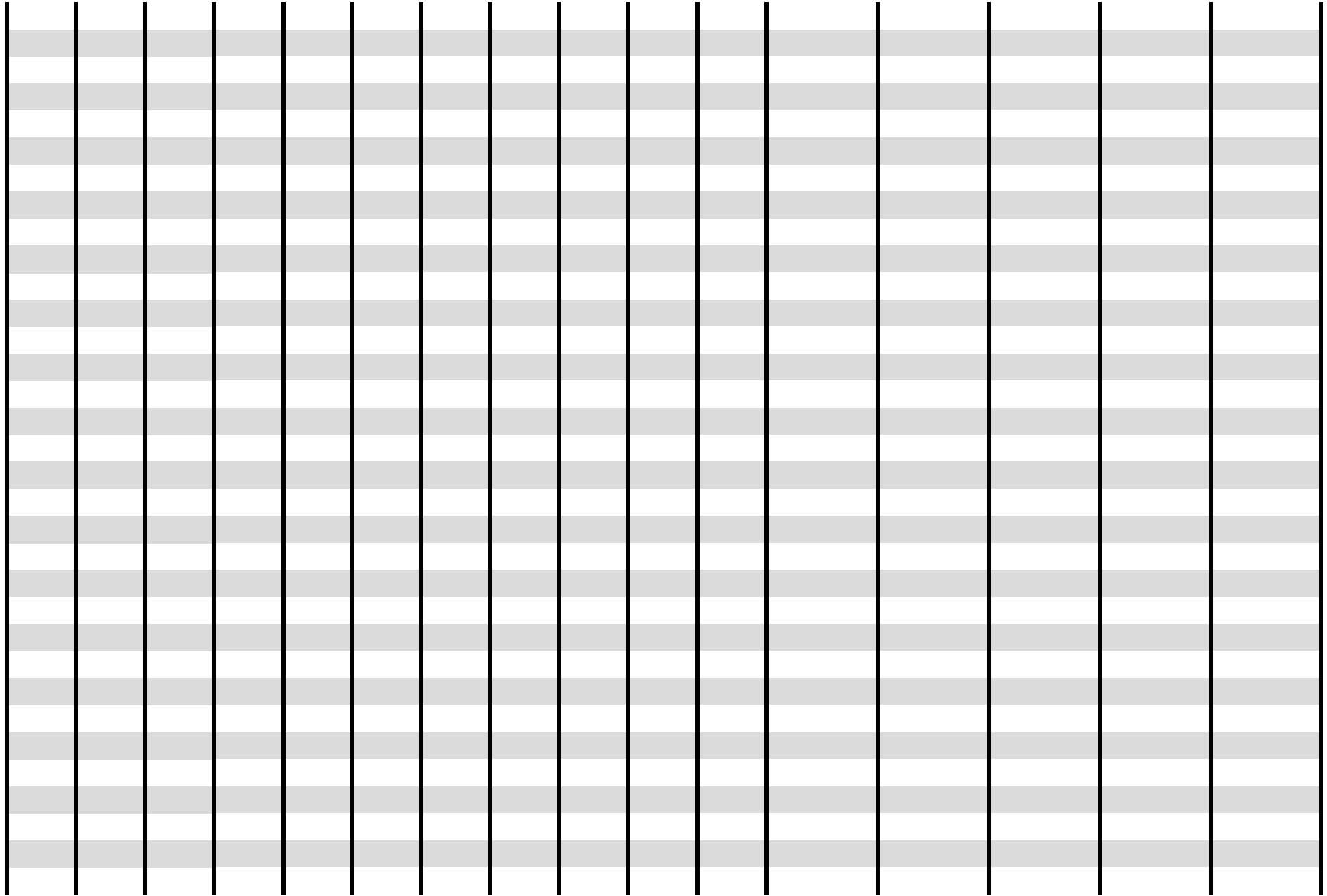
Ergebnisliste Athletikpokal 2020
2009 und jünger

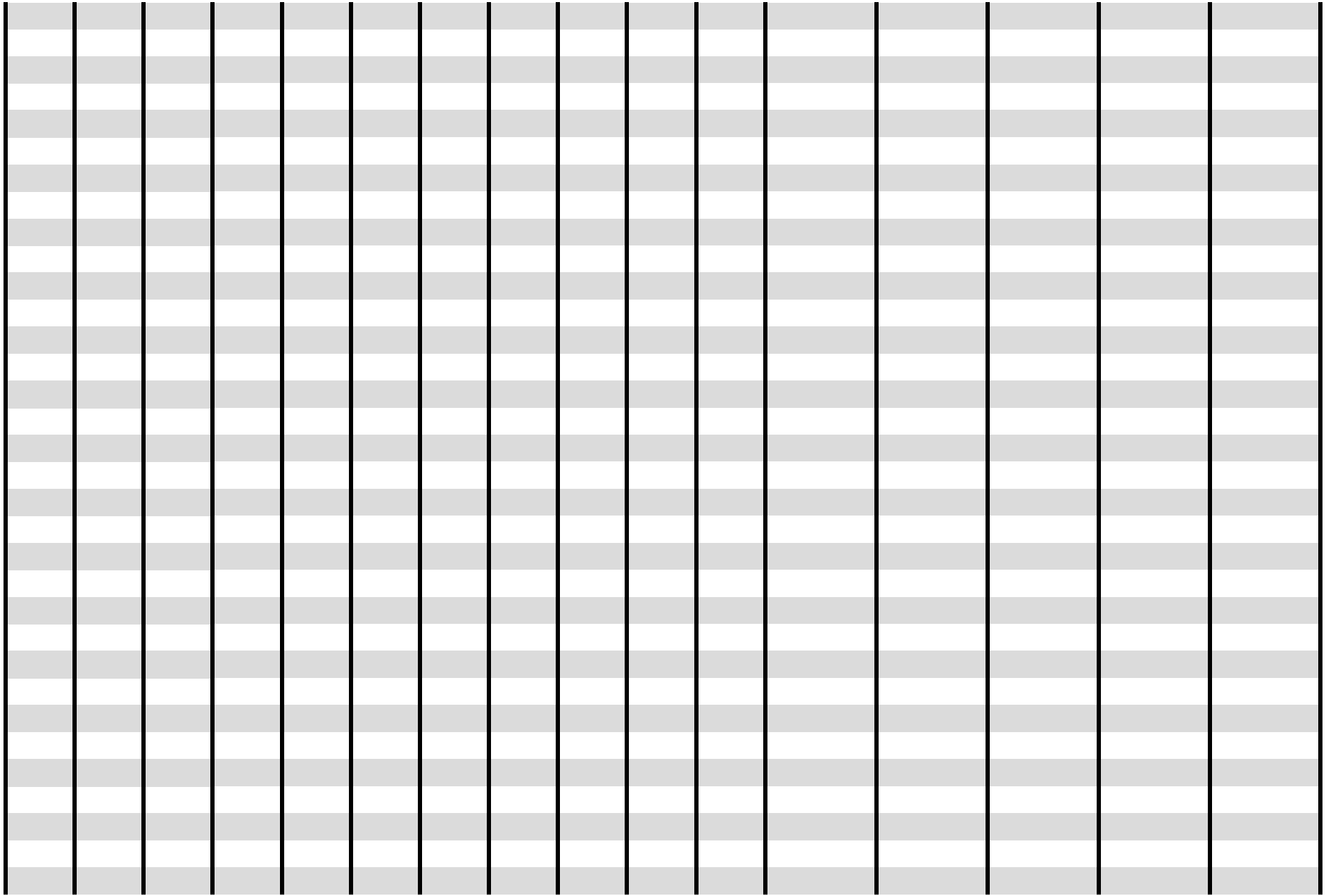
inkl. Wichtung Test	Platzierung	Name	Vorname	Geburts- jahr	m/w	Verein	anwesend	Situ 1
130.252,1	1	Koepsel	Finn	2009	m	YCBG	x	31
127.113,7	2	Hoschka	Anton	2009	m	YCBG	x	21
123.917,4	3	Mospak	Felix	2010	m	SCW	x	27
119.527,6	4	Hensel	Victor	2009	m	TSG 1898	x	22
117.216,4	5	Krabbe	Linda	2011	w	TSC	x	20
112.471,3	6	Christoph	Ben	2011	m	YCBG	x	22
110.407,6	7	Löbbert	Julius	2012	m	YCBG	x	17
99.057,3	8	Nowka	Mavie	2011	w	TSG 1898	x	19
94.401,9	9	Beck	Bela	2009	m	BYC	x	16
93.249,1	10	Krämer	Oskar	2009	m	SV03	x	16
90.820,5	11	Melchert	Annriekje	2010	w	TSG 1898	x	17
87.698,4	12	Freiheit	Stella	2011	w	YCBG	x	13
84.770,3	13	Mögelin	Julius	2009	m	SC Karolinenhof	x	26
83.832,2	14	Westphal	Heidi	2009	w	YCBG	x	21
80.549,0	15	Flore	Louis	2009	m	TSC	x	18
79.497,1	16	Hoschka	Jasper	2009	m	YCBG	x	19
78.412,7	17	Lander	Karoline	2010	w	SGaM	x	15
77.867,3	18	Hauschke	Hugo	2010	m	PYC	x	16
76.108,3	19	Bader	Theo	2010	m	SGaM	x	15
72.258,1	20	Glawe	Anton	2011	m	SGaM	x	14
72.102,1	21	Krebs	Johanna	2009	w	PYC	x	19
70.994,2	22	Melchinger	Malte	2010	m	SCGothia	x	18
70.131,7	23	Piesker	Nelly	2010	w	YCBG	x	18
68.214,8	24	Martini	Balthazar	2010	m	YCBG	x	21
68.163,9	25	Winter	Julius Maximilian	2010	m	SVR	x	19
67.913,0	26	Hörnke	Ansgar	2012	m	YCBG	x	22
66.884,1	27	Dietz	Oscar	2009	m	TSG 1898	x	14
65.725,1	28	Kloß	Luisa	2010	w	SGaM	x	16





Up 1	Erreichte Anzahl / Zeit - EINGABE!										Punkte - ERMITT				
	Liegest. 2		Hockw. 3		Beine H. 4		Ganzk. 5		Str./Schw. 6		Gew. test	Situp 1	Liegest. 2	Hockw. 3	Beine H. 4
2	1	2	1	2	1	2	1	2	1	2					
29	32	26	60	56	32	31	16	15	15	28	23,8	20	16	17	12
23	30	28	57	56	35	36	18	17	27	28	29,9	11	16	16	16
23	33	22	57	51	31	27	17	15	23	26	24,2	14	14	14	10
23	25	21	59	52	26	26	18	16	27	28	25,4	11	10	15	7
20	26	26	52	52	27	28	14	15	29	30	26,8	10	13	13	8
27	31	28	53	50	33	33	17	16	25	24	31,4	13	16	13	14
8	23	26	50	47	33	31	19	19	28	30	31,4	5	11	11	13
19	24	24	50	46	31	29	15	13	29	25	31,4	9	11	11	11
15	24	23	47	46	27	28	14	13	19	28	26,8	7	10	10	8
16	17	18	46	45	29	29	13	13	23	28	27,7	7	7	9	10
18	26	19	42	35	30	27	14	12	28	28	31,2	8	10	6	9
14	26	19	46	44	30	30	15	15	21	28	31,5	5	10	9	11
22	27	20	50	40	30	28	15	13	20	17	29,6	13	10	9	10
16	17	13	49	44	28	28	14	13	24	20	28,6	9	5	10	9
19	22	20	50	49	26	19	13	12	21	23	30,6	9	9	11	5
17	16	11	52	49	29	29	16	15	25	27	52,1	8	5	12	10
12	17	13	44	44	26	24	13	13	24	27	31,5	5	5	9	7
17	21	20	45	44	26	26	13	14	27	30	40,7	7	8	9	7
16	31	23	53	51	27	32	16	14	14	18	35,1	7	14	13	10
12	18	18	37	39	22	21	13	14	24	23	31,0	5	7	6	5
17	13	15	46	46	26	23	15	14	21	22	33,3	8	5	10	6
19	12	16	47	44	29	28	13	12	21	22	34,6	9	5	9	9
17	11	12	51	41	31	25	15	15	17	19	31,9	8	4	10	9
19	18	17	45	45	31	30	15	11	11	10	29,8	10	7	9	11
17	20	17	44	40	29	25	14	12	16	18	30,5	8	7	8	8
23	15	18	46	42	28	24	15	16	16	18	34,5	11	6	9	7
13	15	17	48	39	25	21	14	14	22	21	34,5	5	6	8	6
13	13	7	39	35	27	24	15	15	24	24	37,1	6	3	5	7





A diagram of a table with 15 columns and 10 rows. The top 9 rows are shaded gray, and the bottom row is white. A horizontal line is drawn below the table, with a vertical line extending from the 11th column down to it.

ELT			Gesamt- punkte
Ganzk. 5	Str./Schw. 6	Gew. Test	
12	22	26	125
16	34	14	123
13	28	26	119
15	34	23	115
10	38	21	113
14	28	11	109
19	37	11	107
10	33	11	96
9	26	21	91
9	30	18	90
9	35	11	88
11	28	11	85
10	16	14	82
9	23	16	81
8	23	13	78
12	31		78
9	30	11	76
9	36		76
11	12	7	74
9	26	12	70
10	22	9	70
8	22	7	69
11	15	11	68
9	6	14	66
9	13	13	66
12	13	8	66
10	22	8	65
11	27	5	64

